



ITINERARIO

EQUIPOS

RESULTADOS

FINAL - Resultado Final

Montaña ▾ Seleccionar ▾

SÁBADO (21/8/2021)

ME

1MO

2MO



3MO



PROV.



FINAL

RESULTADOS

		COMPETIDOR	EQUIPO	VEHÍCULO	CAT	GR	CL	ME	1MO	2MO	3MO	TIEMPO	DIFF
1	4	Escudería Nava Racing	ADRIAN ARTIDIELLO RUEDA	Silver Car S3	M	CM	XV	2:30.026	2:27.421	2:24.480	2:26.149	4:50.629	
2	2	EDA Competición	DANIEL ANTONIO FORMOSO MENENDEZ	Norma M20B	M	C3-CN	XIV	2:34.121	2:28.268	2:25.428	2:36.242	4:53.696	+3.067 +3.067
3	6	Pravia Autocompetición	JUAN JESUS ALVAREZ VIÑA	BRC 05 EVO	M	CM	XV	2:33.279	2:28.616	2:26.910	2:30.250	4:55.526	+1.830 +4.897
4	5	Club Automóvil Siero	RICARDO CUEVA YUS	Silver Car S2	M	CM	XV	2:36.362	2:29.861	2:29.693	2:28.672	4:58.365	+2.839 +7.736
5	17	ECO - Modular Motorsport	ALBERTO ORDOÑEZ LOSADA	Volkswagen Polo N5	T	N5	VII	2:33.696	2:30.933	2:30.035	2:29.754	4:59.789	+1.424 +9.160
6	14	Pravia Autocompetición	JOSE RAMON RODRIGUEZ SUAREZ	Mitsubishi Lancer Evolution IX	T	XT	XI	2:41.308	2:36.009	2:35.665	2:34.329	5:09.994	+10.205 +19.365
7	18	Escudería Castrillón Motor Club	JOSE LUIS ALONSO GARCIA	Peugeot 208	T	N5	VII	2:44.187	2:37.172	2:36.026	2:35.098	5:11.124	+1.130 +20.495
8	7	Club Automóvil Siero	HUGO MARTINEZ PIÑERA	Seat Leon Supercopa	T	A/2	XIII	2:39.066	2:37.576	2:40.069	2:36.400	5:13.976	+2.852 +23.347
9	8	Club Automóvil Siero	ISAAC MORO RIO	Seat Leon Supercopa	T	A/2	XIII	2:44.274	2:40.235	2:37.199	2:37.923	5:15.122	+1.146 +24.493
10	9	Escudería Castrillón Motor Club	CARLA ÁLVAREZ SANJURJO	Seat Leon Supercopa	T	A/2	XIII	2:45.638	2:39.335	2:37.720	2:38.831	5:16.551	+1.429 +25.922

 	COMPETIDOR	EQUIPO	VEHÍCULO	CAT	GR	CL	ME	1MO	2MO	3MO	TIEMPO	DIFF	
11	15	ATK MOTORSPORT MADRID	JAVIER GARCIA GARCIA	Mitsubishi Lancer Evolution VI	T	XT	XI	2:44.440	2:40.093	2:39.470	2:38.148	5:17.618	+1.067 +26.989
12	31	Escudería Nava Racing	DANIEL MONTES DEL VALLE	Peugeot 205	T	X	VIII	2:44.131	2:41.575	2:39.275	2:39.006	5:18.281	+0.663 +27.652
13	57	Pravia Autocompetición	PABLO LOPEZ ALBUERNE	Ford Sierra Cosworth	T	H	III	2:47.212	2:42.451	2:40.602	2:40.188	5:20.790	+2.509 +30.161
14	29	CDE Ojeda Sport	RAUL LIZANO MARTIN	Honda Civic	T	X	IX	2:47.507	2:43.704	2:42.753	2:59.286	5:26.457	+5.667 +35.828
15	10	Escudería Nava Racing	JAVIER FERNANDEZ RODRIGUEZ	Citroën AX SPORT	T	A/2	XII	2:57.876	2:46.066	2:43.088	2:44.138	5:27.226	+0.769 +36.597
16	23	Langreo Motor Club	IVAN RODRIGUEZ MENDEZ	BMW 320i (E36)	T	X	X	3:00.842	2:46.858	2:45.301	2:44.295	5:29.596	+2.370 +38.967
17	3	EDA Competición	JUAN LUIS MENENDEZ ALVAREZ	Norma FA20	M	C3-CN	XIV	2:54.135	2:45.619	2:44.075	2:47.022	5:29.694	+0.098 +39.065
18	47	Escudería Cangas del Narcea Motor	IGNACIO GONZALEZ LOPEZ	Peugeot 205	T	X	VIII	2:50.858	2:48.764	2:47.262	2:44.588	5:31.850	+2.156 +41.221
19	46	A.R.J Motorsport	RUBEN MENENDEZ PEREZ	Citroën Saxo Kit Car	T	X	VIII	2:47.698	2:49.418	2:49.228	2:44.338	5:33.566	+1.716 +42.937
20	11	Orbayu Competición	IVAN RODRIGUEZ ALVAREZ	Seat Leon Supercopa	T	A/2	XIII		2:51.924	2:47.539	2:46.170	5:33.709	+0.143 +43.080
21	58	Automovil Club Principado de Asturias	FERNANDO CASTAEDO CONDE	Renault Clio RS 2.0	T	N	II	3:13.859	2:48.550	2:48.230	2:47.137	5:35.367	+1.658 +44.738
22	48	Orbayu Competición	DANIEL SEVERINO FERNANDEZ GONZALEZ	Peugeot 205 Rallye	T	X	VIII	2:55.742	2:52.079	2:50.561	2:50.160	5:40.721	+5.354 +50.092
23	56	A.R.J Motorsport	JUAN RAMON SUAREZ ALONSO	Ford Sierra Cosworth 4 Doors	T	S/N	III	2:52.988	2:51.023	2:50.240	2:54.788	5:41.263	+0.542 +50.634
24	39	Escudería Castrillón Motor Club	PABLO MONTESERIN RODRIGUEZ	Peugeot 206	T	X	VIII	2:52.699	2:51.232	2:50.877	2:50.568	5:41.445	+0.182 +50.816
25	37	Escudería Nava Racing	CARLOS HEVIA LLANO	Citroën Saxo VTS	T	X	VIII	2:56.012	2:53.211	2:52.565	2:51.516	5:44.081	+2.636 +53.452
26	54	A.R.J Motorsport	HECTOR IGLESIAS ALONSO	Peugeot 106 GTI	T	S/A	IV	2:57.566	2:55.758	2:53.824	2:53.854	5:47.678	+3.597 +57.049

 	COMPETIDOR	EQUIPO	VEHÍCULO	CAT	GR	CL	ME	1MO	2MO	3MO	TIEMPO	DIFF
27	44 A.R.J Motorsport	AITOR SUAREZ SUAREZ	Citroën Saxo VTS	T	X	VIII	2:57.307	2:58.759	2:56.142	2:54.788	5:50.930	+3.252 +1:00.301
28	12 Club Automóvil Siero	ALFONSO GARCIA PEREZ	Renault 5 GT Turbo	T	XT	IX	3:10.296	2:56.900	2:54.987	2:56.503	5:51.490	+0.560 +1:00.861
29	36 Tuñes Competicion	BORJA MANRIQUE CASTELOS	Ford Fiesta	T	X	VIII	2:56.589	2:55.802	2:55.960	2:55.982	5:51.762	+0.272 +1:01.133
30	30 Escudería Motor Club del Eo	DANIEL COTARELO VILLAR	Renault Clio R.S.	T	X	IX	2:58.522	2:58.503	2:55.613	2:56.683	5:52.296	+0.534 +1:01.667
31	60 Escudería del Valle Naviego Competición	FELIPE GARCIA NIETO	Citroën Saxo	T	N	I	3:01.808	3:02.358	2:59.408	2:57.128	5:56.536	+4.240 +1:05.907
32	26 Turon Arrass Escudería	SABINO RODRIGUEZ MENENDEZ	BMW 325i (E30)	T	X	X	3:08.338	2:59.350	2:59.532	3:00.416	5:58.882	+2.346 +1:08.253
33	45 Escudería Castrillón Motor Club	ALEJANDRO SUAREZ LOPEZ	Citroën AX GT	T	X	VIII	3:05.703	3:04.018	3:00.469	2:58.758	5:59.227	+0.345 +1:08.598
34	27 EDA Competición	JUAN LUIS TOIMIL CAMPOS	Peugeot 205	T	X	IX	3:11.344	3:00.550	2:59.879	3:07.489	6:00.429	+1.202 +1:09.800
35	21 Orbayu Competición	MANUEL CAYARGA GONZALEZ	Citroën Saxo VTS	T	X	VIII	3:16.173	3:03.757	3:00.451	3:00.522	6:00.973	+0.544 +1:10.344
36	33 Escudería del Valle Naviego Competición	RUBÉN SAMPEDRO LÓPEZ	Peugeot 205	T	X	VIII	3:02.332	3:01.153	3:00.848	3:04.287	6:02.001	+1.028 +1:11.372
37	19 La Felguera Motor Club	SERGIO MARTINEZ NOVAL	Citroën Saxo VTS	T	A	IV	3:05.136	3:04.784	3:03.026	3:01.953	6:04.979	+2.978 +1:14.350
38	38 Escudería Castrillón Motor Club	ROBERTO BLANCO FERNANDEZ	Peugeot 205	T	X	VIII	3:08.100	3:11.959	3:04.017	3:02.414	6:06.431	+1.452 +1:15.802
39	20 Langreo Motor Club	JONATHAN MORTERA MONTES	Mitsubishi Lancer Evolution VIII	T	XT	XI	3:06.150	3:08.765	3:02.049		6:10.814	+4.383 +1:20.185
40	28 Estrada Fernández, José Alfonso	JOSÉ ALFONSO ESTRADA FERNÁNDEZ	Peugeot 309 GTI 16v	T	X	IX	3:09.029	3:07.948	3:06.261	3:04.823	6:11.084	+0.270 +1:20.455
41	34 Club Deportivo Pruvia Motorsport	JESUS MANUEL BUENO MARTINEZ	Peugeot 106	T	X	VIII	3:10.058	3:06.276	3:07.570	3:06.272	6:12.548	+1.464 +1:21.919
42	40 Tuñes Competicion	IVAN MENENDEZ GARCIA	Citroën Saxo VTS	T	X	VIII	3:14.721	3:11.109	3:09.459	3:06.257	6:15.716	+3.168 +1:25.087
43	53 C.D.B. LLANERA RACING	RUBEN FERNANDEZ FERNANDEZ	Peugeot 106 S 16	T	S/A	IV	3:15.766	3:09.702	3:08.797	3:07.091	6:15.888	+0.172 +1:25.259

 	COMPETIDOR	EQUIPO	VEHÍCULO	CAT	GR	CL	ME	1MO	2MO	3MO	TIEMPO	DIFF
44	52 Escudería Quirós Competición	JOSE LUIS PICO VACAS	Peugeot 309 GTI	T	S/A	V	3:09.511	3:12.127	3:10.078	3:14.944	6:22.205	+6.317 +1:31.576
45	50 A.R.J Motorsport	MATEO BLANCO ORDIALES	BMW 528i	T	E1 FAPA	E1 FAPA	3:17.057	3:16.619	3:13.952	3:10.505	6:24.457	+2.252 +1:33.828
46	22 Llanes Automovil Club	ISAAC VILLAR RODRÍGUEZ-MARIBONA	Ford Saxo VTS	T	X	VIII	3:25.819	3:13.484	3:12.639	3:40.936	6:26.123	+1.666 +1:35.494
47	42 Turon Arrass Escudería	BENIGNO GARCIA ALVAREZ	Peugeot 106	T	X	VIII	3:25.012	3:19.202	3:16.157	3:16.290	6:32.447	+6.324 +1:41.818
48	35 Orbayu Competición	BRAIS BASANTA DIAZ	Peugeot 106	T	X	VIII	3:23.565	3:18.854	3:19.133	3:16.562	6:35.416	+2.969 +1:44.787
49	43 FPA Competición	DAVID ALVAREZ RODRIGUEZ	Peugeot	T	X	VIII	3:24.757	3:22.808	3:18.781	3:15.838	6:35.510	+0.203

© Copyright 2021 FAPA

51	51 Tuñes Competicion	BENJAMIN SANCHEZ ALVAREZ	Opel Kadett E 2.0 GSI 16V	T	S/A	V	3:41.178	3:38.885	3:40.482	3:38.488	7:17.373	+14.256 +2:26.744
----	----------------------	--------------------------	---------------------------	---	-----	---	----------	----------	----------	----------	----------	----------------------